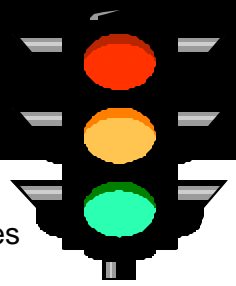
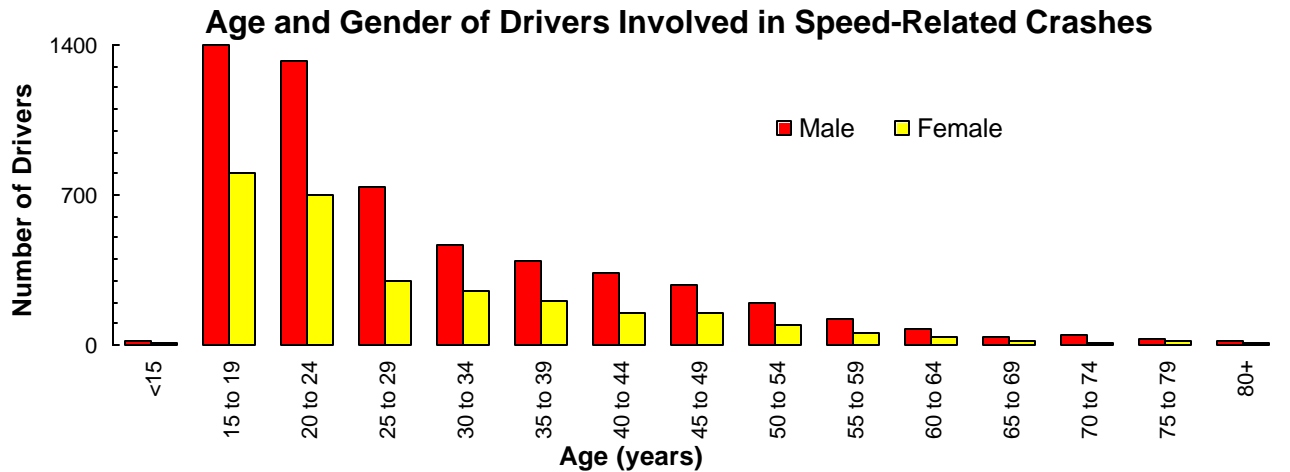


## SPEED



### Did you know that in 2001. . .

- ◆ 8,120 speed-related crashes occurred in Utah which resulted in 3,330 injuries and 86 fatalities.
- ◆ There were more speed-related crash fatalities (86) than alcohol and other drug-related crash fatalities (61).
- ◆ Speed-related crashes were 1.5 times more likely to be fatal than other motor vehicle crashes.



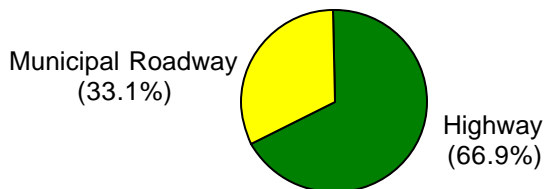
- While male drivers accounted for 58% of all drivers involved in a crash, they were involved in two-thirds (66.3%) of speed-related crashes.
- Teenage drivers between the ages of 15 to 19 years accounted for 19% of all drivers involved in a crash, yet they represented 26% of drivers involved in a speed-related crash.

### Counties with the Highest Rates of Speed-Related Crashes

County	# of Speed-Related Crashes	Rate per 10 Motor Vehicle Miles Traveled	County	# of Speed-Related Crashes	Rate per 10 Motor Vehicle Miles Traveled
Wayne	23	5.5	Rich	19*	4.4
Wasatch	141	5.4	Salt Lake	3,283	4.3
Sevier	213	5.3	Sanpete	93	4.1
Morgan	59	4.9	Summit	242	3.7
Iron	262	4.5	Statewide	8,120	3.5


\*Rates calculated on counts of less than 20 are considered unstable.

### Speed-Related Crash Locations



- The majority (66.9%) of speed-related crashes occurred on a highway.

### Speed-Related Crash Clock



- A speed-related crash occurred in Utah every 60 minutes.