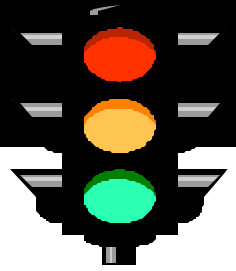


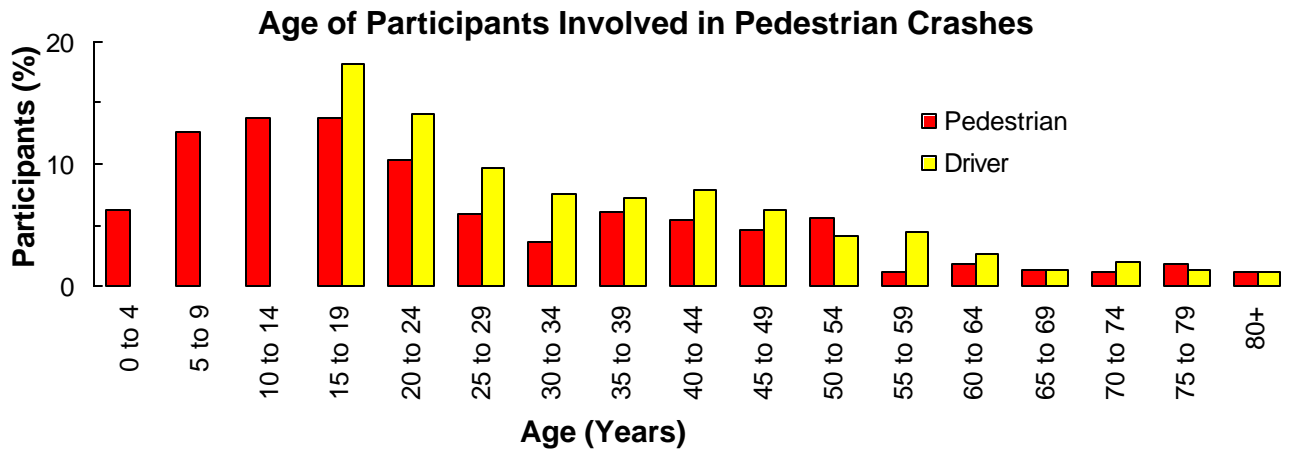
PEDESTRIANS



Did you know that in 2001. . .

- ◆ 752 pedestrians were involved in motor vehicle crashes, which resulted in 682 injured pedestrians, and 31 pedestrian fatalities.
- ◆ Nearly all pedestrians involved in a crash (94.8%) sustained an injury compared to 21.5% of all motor vehicle crash participants.
- ◆ Pedestrians were 23 times more likely to be killed in a crash than other motor vehicle crash participants.

Who are the people involved?



- Almost half of the pedestrians involved in crashes (46.4%) were under 20 years of age. This same age group represented 22.7% of the pedestrian fatalities.
- While 5.6% of pedestrians involved in crashes were over 65 years old, this age group accounted for 22.6% of the pedestrian fatalities.
- Of the drivers that were involved in pedestrian crashes, 41.4% were between the ages of 15 to 29 years. Over one-third (35.7%) of the drivers involved in fatal pedestrian crashes were also between the ages of 15 to 29 years.

What are the circumstances surrounding the crash?

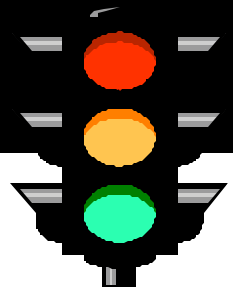
Top 5 Driving Factors that Contributed to Pedestrian Crashes:

1. Improper lookout (36.2%)
 2. Failed to yield the right of way (30.3%)
 3. Hit and run (14.3%)
 4. Other improper driving (5.4%)
 5. Speed too fast (4.1%)
- Alcohol and drugs appear to be an important contributing factor in fatal pedestrian crashes. While "DUI", "had been drinking", and "under the influence of drugs" accounted for 2% of contributing factors in all pedestrian crashes, these factors accounted for 13% in fatal pedestrian crashes.

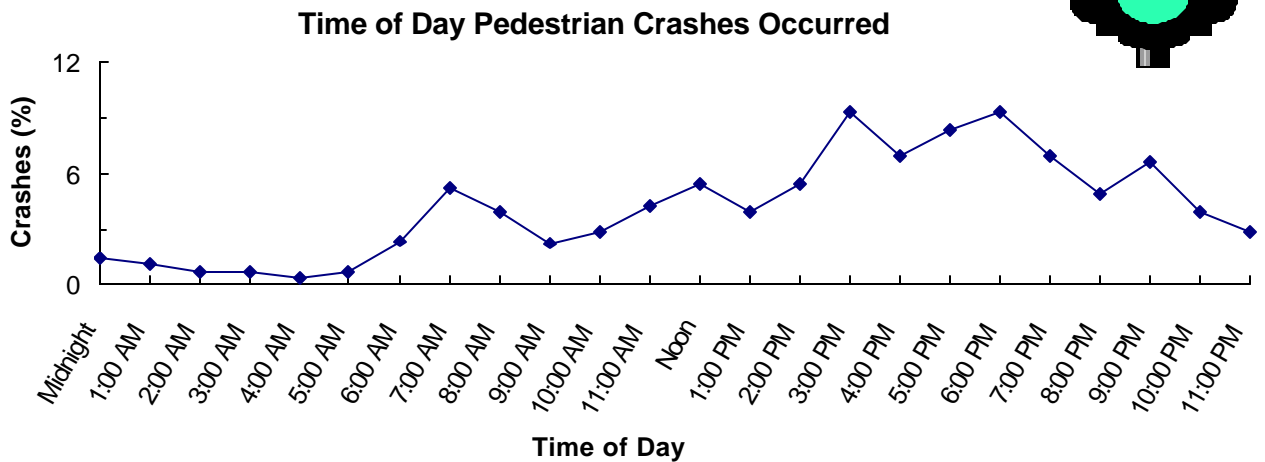
Top 5 Violations of Drivers Involved in Pedestrian Crashes:

1. Failure to yield the right of way (62.3%)
 2. Improper lookout (16.9%)
 3. All other non-moving violations (6.8%)
 4. Speeding (3.8%)
 5. Hit and run (2.5%)
- There were 666 drivers involved in pedestrian crashes, of which 366 (55.0%) were cited for a traffic violation
 - Only 10 of the 28 (35.7%) drivers involved in fatal pedestrian crashes received a citation at the crash scene.

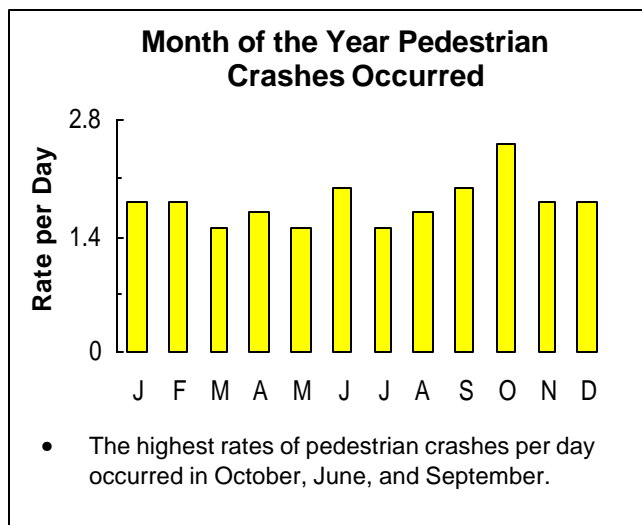
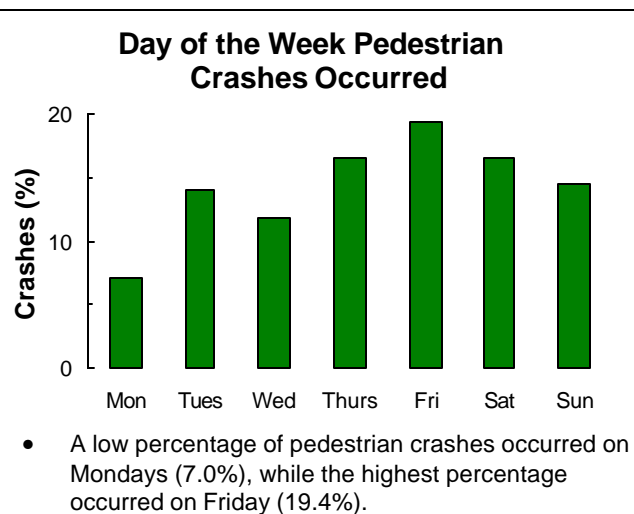
PEDESTRIANS



When are pedestrian crashes occurring?



- Pedestrian crashes occurred most often in the afternoon (3:00 pm to 7:00 pm), and again in the evening at 9:00 pm. Fatal pedestrian crashes occurred most often at 6:00 pm.



Where are pedestrians being hit?

County	Number of Pedestrians	Rate per 10,000 population	County	Number of Pedestrians	Rate per 10,000 population
Salt Lake	356	4.1	Washington	19*	2.2
Utah	79	2.3	Box Elder	13*	3.0
Weber	71	3.7	Tooele	8*	2.3
Davis	58	2.5	Sanpete	5*	2.2
Cache	21	2.2	Other counties	25	1.0

* Rates calculated on counts of less than 20 are considered unstable.

- The majority of pedestrian crashes occurred in urban areas (81.8%). The majority of fatal pedestrian crashes also occurred in urban areas (67.9%).