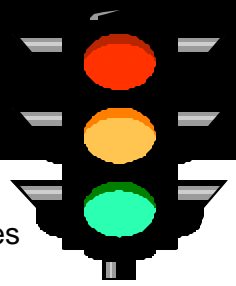
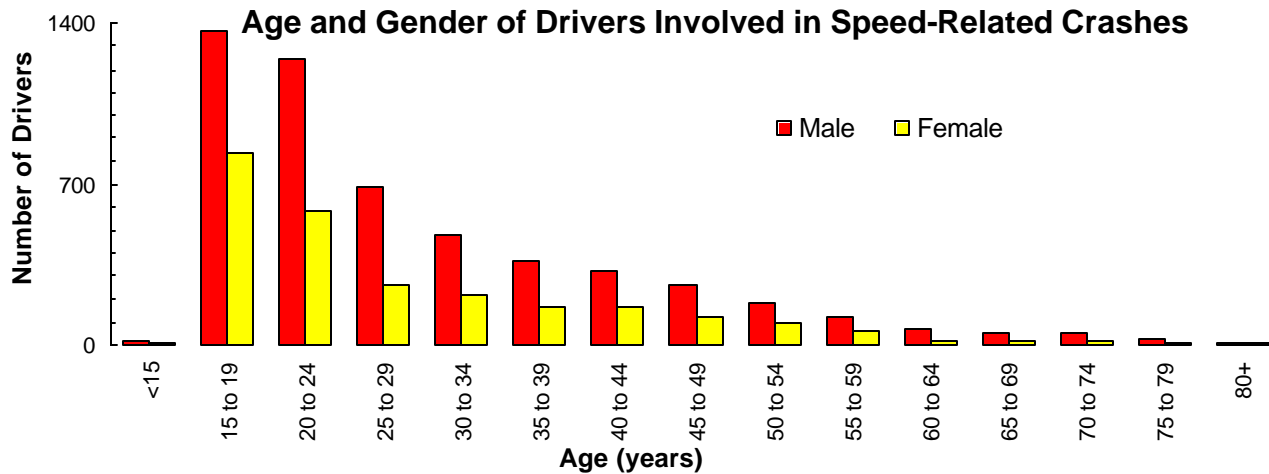


## SPEED



### Did you know that in 2000. . .

- ◆ 7,725 speed-related crashes occurred in Utah which resulted in 3,313 injuries and 111 fatalities.
- ◆ There were more speed-related crash fatalities (111) than alcohol and other drug-related crash fatalities (90).
- ◆ Speed-related crashes were 2.9 times more likely to be fatal than other motor vehicle crashes.



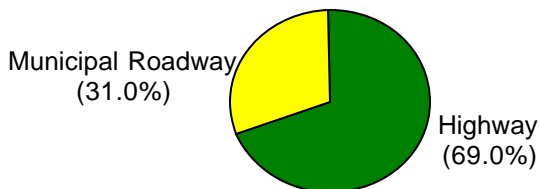
- While male drivers accounted for 58% of all drivers involved in a crash, they were involved in two-thirds (67%) of speed-related crashes.
- Teenage drivers between the ages of 15 to 19 years accounted for 20% of all drivers involved in a crash, yet they represented 28% of drivers involved in a speed-related crash.

### Counties with the Highest Rates of Speed-Related Crashes

County	# of Speed-Related Crashes	Rate per 10 Motor Vehicle Miles Traveled	County	# of Speed-Related Crashes	Rate per 10 Motor Vehicle Miles Traveled
Wasatch	155	6.2	Sevier	163	4.2
Morgan	68	5.6	Summit	243	3.9
Daggett	13*	5.1	Rich	17*	3.8
Wayne	20	4.9	Sanpete	85	3.7
Salt Lake	3,228	4.4	Statewide	7,725	3.4


\*Rates calculated on counts of less than 20 are considered unstable.

### Speed-Related Crash Locations



- The majority (69.0%) of speed-related crashes occurred on a highway.

### Speed-Related Crash Clock



- A speed-related crash occurred in Utah every 60 minutes.