
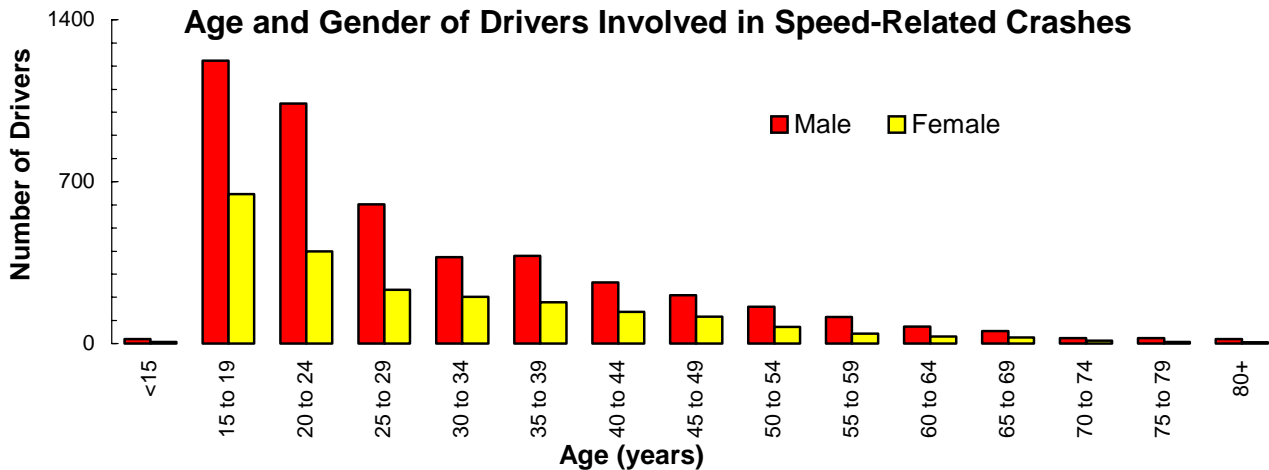


SPEED



Did you know that in 1999. . .

- ◆ 6,580 speed-related crashes occurred in Utah which resulted in 3,101 injuries and 95 fatalities.
- ◆ There were more speed-related crash fatalities than alcohol and other drug-related crash fatalities (72).
- ◆ Speed-related crashes were 2.9 times more likely to be fatal than other motor vehicle crashes.



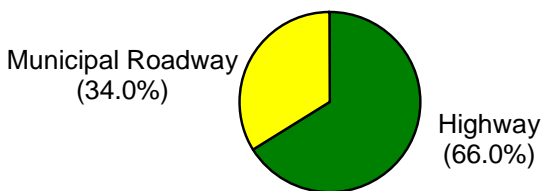
- While male drivers accounted for 58% of all drivers involved in a crash, they were involved in more than two-thirds (68.5%) of speed-related crashes.
- Teenage drivers between the ages of 15 to 19 years accounted for 20% of all drivers involved in a crash, yet they represented 28% of drivers involved in a speed-related crash.

Counties with the Highest Rates of Speed-Related Crashes

County	# of Speed-Related Crashes	Rate per 100 Motor Vehicle Miles Traveled	County	# of Speed-Related Crashes	Rate per 100 Motor Vehicle Miles Traveled
Wayne	25	6.1	Summit	218	3.7
Wasatch	132	5.5	Millard	153	3.7
Sevier	166	4.4	Morgan	43	3.7
Salt Lake	2,864	4.0	Iron	191	3.5
Daggett	9*	3.9	Statewide	6,580	3.0


*Rates calculated on counts of less than 20 are considered unstable.

Speed-Related Crash Locations



- The majority (66.0%) of speed-related crashes occurred on a highway.

Speed-Related Crash Clock



- A speed-related crash occurred in Utah every 45 minutes.