


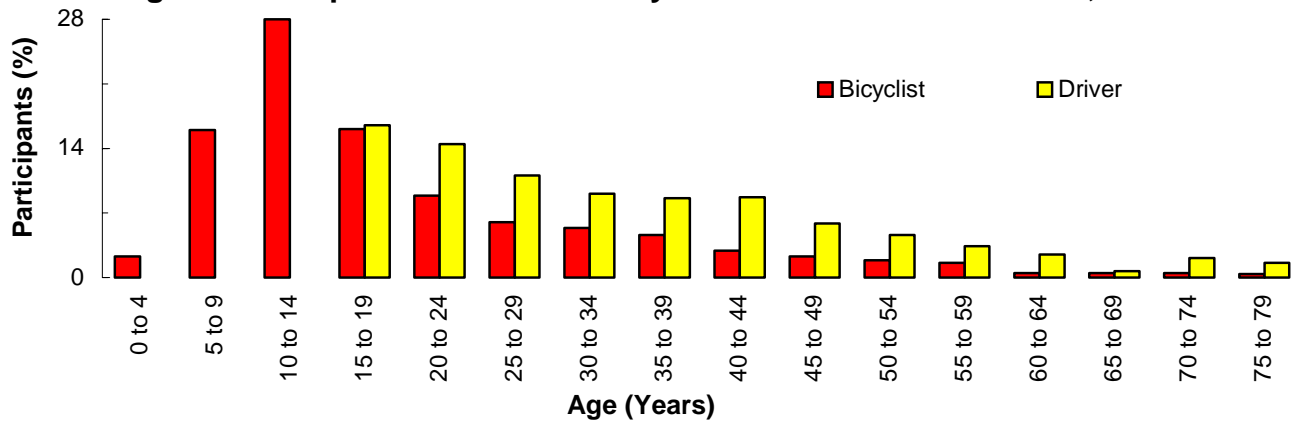
BICYCLISTS



Did you know that in 1999. . .

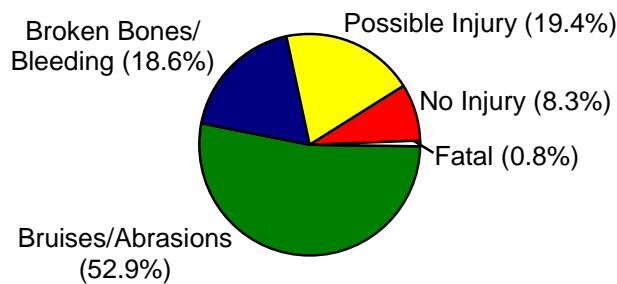
- ◆ 804 bicyclist-motor vehicle crashes occurred in Utah which resulted in 777 injured bicyclists, and 7 bicyclist fatalities.
- ◆ Bicyclists were 3.2 times more likely than other crash participants to die in a crash.

Age of Participants Involved in Bicyclist-Motor Vehicle Crashes, Utah 1999



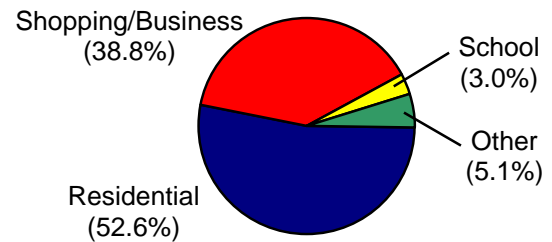
- Most bicyclists involved in crashes (60.1%) were between the ages of 5 to 19 years.
- Drivers between the ages of 15 to 24 years represented approximately one-third (31.0%) of the motor vehicle drivers involved in bicyclist-motor vehicle crashes.

Bicyclist Injury Severity, Utah 1999



- Nearly all bicyclists sustained an injury (91.7%) compared to 21.7% of all motor vehicle crash participants.

Location of Bicyclist-Motor Vehicle Crashes, Utah 1999



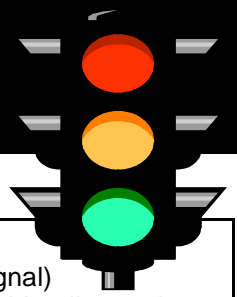
- Nearly all (91.4%) of the bicyclist-motor vehicle crashes occurred in residential or business areas.
- Only 3.0% of bicyclist-motor vehicle crashes occurred at schools.

Leading Driving Factors that Contributed to Bicyclist-Motor Vehicle Crashes

1. Improper Lookout (49.2%)
2. Failed to Yield the Right of Way (24.5%)
3. Hit and Run (10.5%)
4. Other Improper Driving (3.6%)
5. Improper Turn (3.0%)

CITATIONS: Over one-third (34.8%) of the drivers involved in bicyclist-motor vehicle crashes received a citation. In addition, three drivers involved in bicyclist-motor vehicle crashes received a citation for driving under the influence.

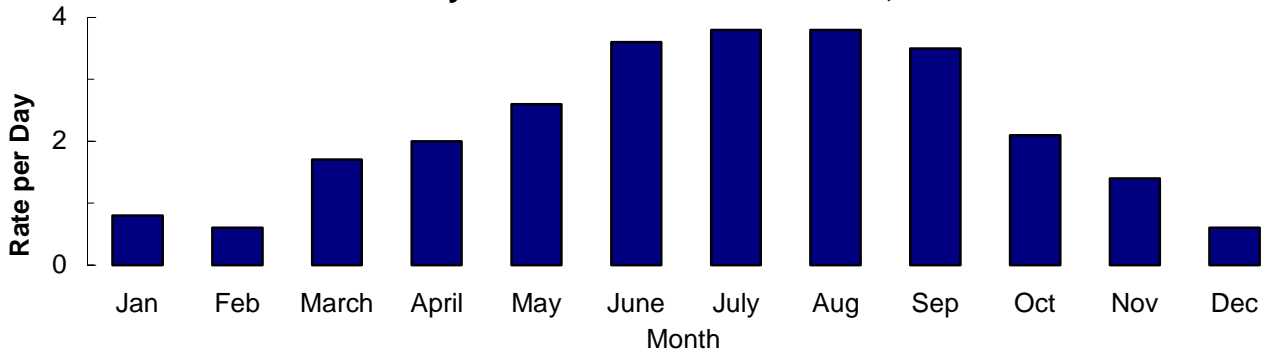
BICYCLISTS



Bicyclist Actions Prior to Bicyclist-Motor Vehicle Crashes, Utah 1999

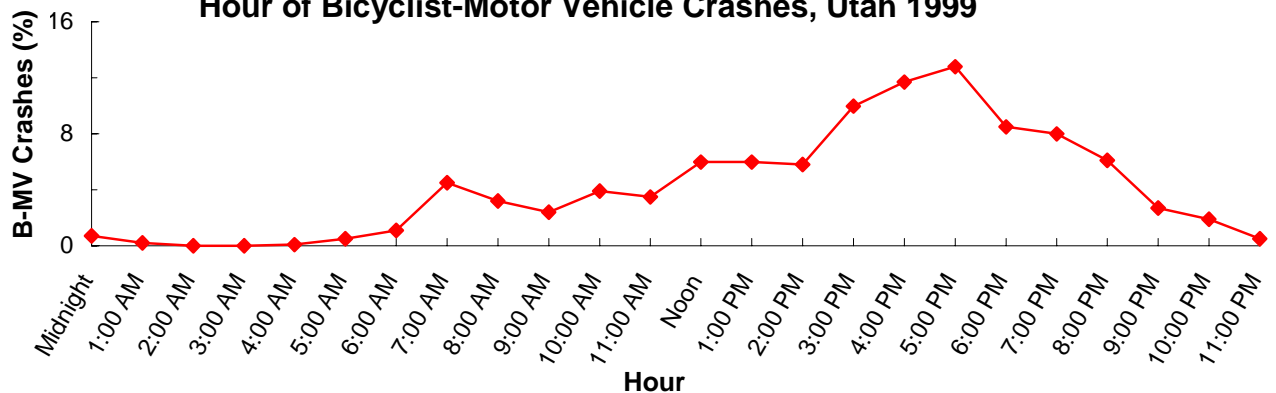
1. Riding in roadway with traffic (18.9%)
 2. Crossing intersection with signal (16.8%)
 3. Crossing intersection no signal (15.7%)
 4. Riding in roadway against traffic (15.3%)
 5. Crossing intersection against signal (10.4%)
- Crossing at the intersection (with signal, without signal, and against signal) comprised almost half (42.9%) of the bicyclists actions prior to a crash.
 - Coming from behind parked cars only represented 2.5% of the bicyclists action prior to a crash.

Month of Bicyclist-Motor Vehicle Crashes, Utah 1999



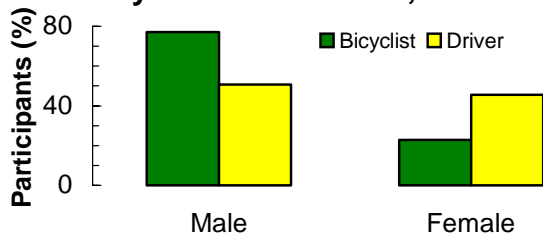
- Summer and early fall months had the highest rates per day of bicyclist-motor vehicle crashes.

Hour of Bicyclist-Motor Vehicle Crashes, Utah 1999



- Bicyclist-motor vehicle crashes peaked during the late afternoon and early evening (3:00 pm to 6:00 pm)

Gender of Participants Involved in Bicyclist-MV Crashes, Utah 1999



- Most bicyclists involved in bicyclist-motor vehicle crashes were male (77.1%).
- Half (50.6%) of the drivers involved in bicyclist-motor vehicle crashes were male.

Alcohol

- Three drivers involved in bicyclist-motor vehicle crashes received a citation for driving under the influence.
- Of the 7 bicyclist fatalities, none were impaired by alcohol or other drugs.
- No impaired motor vehicle drivers were involved in fatal bicyclist-motor vehicle crashes.

Helmet Use

- Helmet use was not coded consistently for bicyclists at the time of the crash, cannot be reported with accuracy, and is not included.